


PiroCoating

**INTUMESCENT COATING FOR FIRE PROTECTION:
CABLES, CABLE BUNDLES AND CABLE TRAYS**

More information about the product can be found at:
<https://www.pirosystem.pl/pirocoating>

PRODUCT OFFICIAL DOCUMENTS	
European Technical Approval:	ETA-17/1062
Certificate of Constancy of Performance:	1488-CPR-0726/W
Hygienic certificate:	BK/B/0264/01/2019
European Declaration of Performance:	PIRO/06-2018-09-10

PRODUCT TECHNICAL DATA	
Fire resistance class:	up to EI 120
Reaction to fire:	Bfl-s1; B-s2,d0
Color:	creamy white
Density:	1,36 ± 5% g/cm ³
Environment class:	Z1, Z2
Storage temperature range:	from +5°C to +30°C
Shelf life:	10 months
The theoretical amount to obtain a 1 mm thick coating:	1,81 kg/m ²
Oxygen index:	≥45
Packaging:	3 kg, 10 kg bucket



TECHNICAL DESCRIPTION:

PiroCoating is a one-component intumescent coating, which is a water dispersion of synthetic resin and pigments. The coating is manufactured in the form of a thick cream-white mass. It can be applied with a brush or, after a slight dilution with water, it can be applied hydrodynamically as a paint coating. After drying, PiroCoating has a very good adhesion to substrates made of plastic used for the production of cables. The coating is flexible and cables can be bent without peeling off its layer. Coating is packaged in various containers up to 10 kg. Before applying, the surfaces of the cables should be dusted and degreased.

INTENDED USE:

PiroCoating is intended for fire protection of cables, cable bundles, cable trays or their combination penetrations through walls and floors. It can be applied on mineral wool used as an insulating cover, wool boards in mixed penetration seals. It has good adhesion to various surfaces, including ceramic, gypsum, mineral wool and metals. PiroCoating is characterized by very good insulating properties, protects surfaces during direct heating with open flame and blocks its spread under fire conditions. Penetraions seals made with PiroCoating are classified in class EI.

APPLICATION

APPLICATION METHODS:


- brush
- roller
- airless spray

Before applying coating, clean the surface and degrease if necessary, the cables cannot have any cracks after coating. Applying coating to cables or cable trays may only take place after making sure that they do not conduct any electricity. Cover adjacent surfaces with tape to ensure proper coating application. Stir the coating well before use, the ambient temperature during application should be at least + 5°C. The coating is ready to use, does not require dilution. If necessary, it is allowed to dilute with warm water no more than 5%. Clean tools with water after use. Surface drying time 0.5 h ± 10% (at 20°C and 65% relative air humidity).


CAUTION: The product is not resistant to freezing, it should be transported, stored and applied in temperatures from + 5°C to + 30°C.

After applying, mark the service penetration with the information label attached to **PiroCoating**.


APPLICATION OF PIROCOATING ON CABLE TRAY



Fill the hole in the wall on both sides with mineral wool boards with a minimum density of 50 kg/m³ and a maximum thickness of 40 mm



Using a brush, apply a 0.6 mm thick layer of **PiroCoating** on the wool over a length of min. 50 mm from the cable tray



Apply on the cables and cable tray a layer of fireproof **PiroCoating** with a brush. Coating with a thickness of min. 1.2 mm on the length of min. 300 mm from the partition



Mark the penetration with the attached label, mark **PiroCoating** on it, enter the date and name

APPLICATION OF PIROCOATING ON A SINGLE CABLE



Fill the space between the cable and the partition tightly. Use mineral wool with a density of min. 50 kg/m³ or cement mortar



Using a brush, apply **PiroCoating** on the partition in such a way that a ring with a width of min. 50 mm and a thickness of min. 0.6 mm is created



Apply **PiroCoating** on the cable so that a ring with a width of min. 300 mm and a thickness of min. 1.2 mm is created



Mark the penetration with the attached label, mark **PiroCoating** on it, enter the date and name

More information on applications and instructions can be found at:

<https://www.pirosystem.pl/pirocoating>

Health and safety recommendations:

The product is intended for use by professional companies in industrial conditions. Work related to the application of the product should be carried out in accordance with the applicable health and safety and environmental protection regulations. Before starting work with the product, read the Product Safety Data Sheet.

Version 05.2022 replaces 12.2021

The above information is based on our current knowledge and experience. We provide them in good faith. However, due to the variety of methods and conditions of application, they should be verified in specific applications. Therefore, the manufacturer's liability and obligations beyond the conditions set out in the applicable standard are excluded.